

Drive Size	Bolt Size	Hex Size	Hex		Bolt		PART #	I M M E
			Diameter	Square	Depth	Depth		
3/4" Drive	3/8"	11/16	1-5/32	1 1/2	7/16	11/16	010011	
	1/2"	7/8	1 1/2	1 1/2	5/8	13/16	010014	
	5/8"	1-1/16	1 1/2	1 1/2	11/16	7/8	010101	
	3/4"	1 1/4	1-15/16	1 3/4	27/32	1	010104	
	7/8"	1-7/16	2 -1/8	1 3/4	27/32	1-3/16	010107	
	1"	1-5/8	2 1/2	1 3/4	15/16	1-9/32	010110	
	1-1/8"	1-13/16	2 3/4	1 3/4	1-3/32	1 1/2	010113	
	1 1/4"	2	2-7/8	1 3/4	1-3/16	1-19/32	010200	

In Stock! For Deep-Well sockets, replace first '0' in Part Number with the letter 'L'

Drive Size	Bolt Size	Hex Size	Hex		Bolt		PART #	D I A T
			Diameter	Square	Depth	Depth		
1" Drive	7/8"	1-7/16	2 1/4	2-1/8	7/8	1-3/16	020107	
	1"	1-5/8	2 1/2	2-1/8	15/16	1-9/32	020110	
	1-1/8"	1-13/16	2 3/4	2-3/8	1-3/32	1 1/2	020113	
	1 1/4"	2	2-7/8	2-3/8	1-3/16	1-19/32	020200	
	1-3/8"	2-3/16	3-7/32	2-3/8	1-9/32	1-13/16	020203	
	1 1/2"	2-3/8	3-15/32	2-3/8	1-13/32	1-15/16	020206	
	1-5/8"	2-9/16	3-5/8	2-3/8	1-15/32	2-1/16	020209	
	1 3/4"	2 3/4	3-15/16	2 1/2	1-9/16	2 1/4	020212	
	1-7/8"	2-15/16	4-1/8	2 1/4	1-11/16	2-13/32	020215	
	2"	3-1/8	4-9/32	2 1/2	1-25/32	2-9/16	020302	

In Stock! For Deep-Well sockets, replace first '0' in Part Number with the letter 'L'

Drive Size	Bolt Size	Hex Size	Hex		Bolt		PART #	E D E
			Diameter	Square	Depth	Depth		
1 1/2" Drive	1-3/8"	2-3/16	3-3/8	3-3/8	1-25/32	1-25/32	080203	
	1 1/2"	2-3/8	3-5/8	3-3/8	1-13/32	1-15/16	080206	
	1-5/8"	2-9/16	3-15/16	3-3/8	1-15/32	2-1/16	080209	
	1 3/4"	2 3/4	4-1/8	3-3/8	1-9/16	2-3/16	080212	
	1-7/8"	2-15/16	4-17/32	3-3/8	1-11/16	2-13/32	080215	
	2"	3-1/8	4 3/4	3-3/8	1-25/32	2-9/16	080302	
	2 1/4"	3 1/2	5-1/8	3-3/8	2	2-7/8	080308	
	2 1/2"	3-7/8	5 3/4	5	2-7/32	3-3/16	080314	
2 3/4"	4 1/4	6 1/4	5	2-7/16	5 1/4	080404		

In Stock! For Deep-Well sockets, replace first '0' in Part Number with the letter 'L'

Drive Size	Bolt Size	Hex Size	Hex		Bolt		PART #	L I V E
			Diameter	Square	Depth	Depth		
2 1/2" Drive	2"	3-1/8"	5	5	1-25/32	2-9/16	250302	
	2 1/4"	3 1/2	5-5/16	5	2	2-7/8	250308	
	2 1/2"	3-7/8	6	5	2-3/16	3-3/16	250314	
	2 3/4"	4 1/4	6-7/8	5	2-7/16	3 1/2	250404	
	3"	4-5/8	6-7/8	5	2-5/8	3-27/32	250410	
	3 1/4"	5	7 1/2	5	2-7/8	4-3/16	250500	
	3 1/2"	5-3/8	7-7/8	5	3-1/16	4-15/32	250506	
	3 3/4"	5 3/4	8-15/32	5	3-9/32	4-25/32	250512	
	4"	6-1/8	8-7/8	5	3 1/4	5-1/8	250602	
	4 1/4"	6 1/2	9 1/4	5	3-21/32	5-13/32	250608	
4 1/2"	6-7/8	9-21/32	5	3-29/32	5 1/4	250614		

In Stock! For Deep-Well sockets, add letter 'L' in front of Part Number

Drive Size	Bolt Size	Hex Size	Hex		Bolt		PART #	R Y
			Diameter	Square	Depth	Depth		
3 1/2" Drive	3 1/4"	5	7-15/32	6-7/8	2-7/8	4-3/16	800500	
	3 1/2"	5-3/8	7-25/32	6-7/8	3-1/16	4-1/32	800506	
	4"	6-1/8	8-7/8	6-7/8	3 1/4	5-1/8	800602	
	4 1/2"	6-7/8	9-21/32	6-7/8	3-15/16	5 1/4	800614	
	5"	7-5/8	10 1/4	6-7/8	4-5/16	6-17/32	800710	



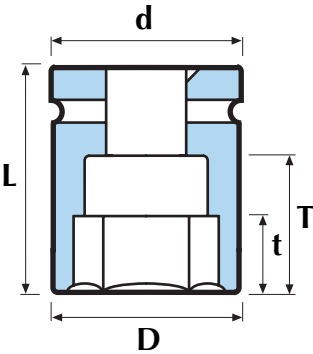
*** SPANNER SOCKETS FOR G.E. Turbines up to 7" Bolt Diameter from STOCK!**



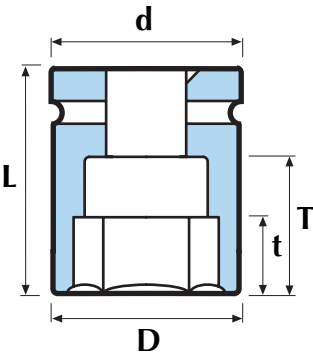
Call 1-800 FOR HYTORC®

Krafthylsor

Impact sockets

Kraftsteckschlüssel-Einsätze

3/8" □		Artikelnr	Part No.	D mm	d mm	L mm	t mm	T mm	 kg
	1/4"	1 - 1/4		10.0	19	34	4	22	0.04
	5/16"	1 - 5/16		13.5	19	34	5	22	0.04
	3/8"	1 - 3/8		16.0	19	34	7	22	0.04
	7/16"	1 - 7/16		17.2	19	34	7	22	0.04
	1/2"	1 - 1/2		19.8	22	34	8	22	0.06
	9/16"	1 - 9/16		21.0	22	34	10	22	0.06
	5/8"	1 - 5/8		23.5	22	34	10	22	0.06
	11/16"	1 - 11/16		24.5	22	34	10	22	0.065
	3/4"	1 - 19=3/4		27.0	22	34	11	22	0.07

1/2" □		Artikelnr	Part No.	D mm	d mm	L mm	t mm	T mm	 kg
	10	4 - 10		17.0	25	38	7	20	0.08
	11	4 - 11		18.5	25	38	7	20	0.08
	12	4 - 12		19.7	25	38	8	20	0.08
	13	4 - 13		21.0	25	38	8	20	0.08
	14	4 - 14		22.5	25	38	10	20	0.08
	15	4 - 15		23.5	30	38	10	20	0.09
	16	4 - 16		24.5	30	38	10	20	0.125
	17	4 - 17		26.0	30	38	10	20	0.13
	18	4 - 18		27.5	30	38	11	20	0.13
	19	4 - 19=3/4		29.0	30	38	11	20	0.13
	20	4 - 20		30.0	30	38	12	20	0.13
	21	4 - 21		31.0	30	38	12	20	0.13
	22	4 - 22		32.5	30	38	12	20	0.135
	23	4 - 23		33.5	30	38	13	20	0.14
	24	4 - 24		35.0	30	40	14	21	0.16
	26	4 - 26		38.0	30	40	15	21	0.175
	27	4 - 27= 1 1/16		38.5	30	45	16	25	0.21
	28	4 - 28		40.0	30	45	16	25	0.21
	29	4 - 29		41.0	30	45	17	25	0.19
	30	4 - 30=1 3/16		42.5	30	50	17	30	0.27
32	4 - 32		45.0	40	50	19	30	0.35	

Andra nyckelvidder och
längder på förfrågan.

Låspinnar och O-ringar:
sidorna 53-54.

Other A/F sizes and
lengths on request.

Locking pins and retaining
rings: pages 53-54.

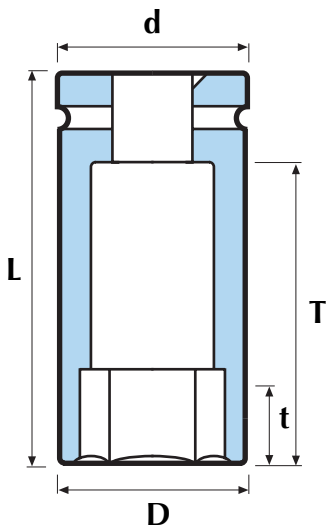
Weitere Schlüsselweiten
und Längen auf Anfrage.

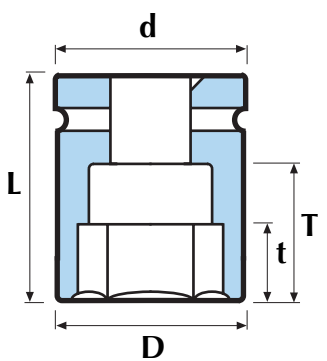
Sicherungsstifte und Gum-
miringe: Seiten 53-54.

Krafthylsor

Impact sockets

Kraftsteckschlüssel-Einsätze

1/2" □	mm	Artikelnr	Part No.	D mm	d mm	L mm	t mm	T mm	kg
	10	4 - 10 L		17.0	25	82	7	64	0.135
	11	4 - 11 L		18.5	25	82	7	64	0.145
	12	4 - 12 L		19.7	25	82	8	64	0.16
	13	4 - 13 L		21.0	25	82	8	64	0.17
	14	4 - 14 L		22.5	25	82	10	64	0.185
	15	4 - 15 L		23.5	30	82	10	64	0.23
	16	4 - 16 L		24.5	30	82	10	64	0.23
	17	4 - 17 L		26.0	30	82	10	64	0.245
	18	4 - 18 L		27.5	30	82	11	64	0.26
	19	4 - 19=3/4 L		29.0	30	82	11	64	0.28
	20	4 - 20 L		30.0	30	82	12	64	0.31
	21	4 - 21 L		31.0	30	82	12	64	0.31
	22	4 - 22 L		32.5	30	82	12	63	0.295
	23	4 - 23 L		33.5	30	82	13	63	0.33
	24	4 - 24 L		35.0	30	82	14	63	0.35
	27	4 - 27=1 1/16 L		38.5	30	82	16	63	0.385
	28	4 - 28 L		40.0	30	82	16	63	0.435
	30	4 - 30=1 3/16 L		42.5	30	82	17	63	0.48
	32	4 - 32 L		45.0	40	82	19	60	0.55

1/2" □	mm	Artikelnr	Part No.	D mm	d mm	L mm	t mm	T mm	kg
	3/8"	4 - 3/8		17.0	25	38	7	20	0.08
	7/16"	4 - 7/16		18.5	25	38	7	20	0.08
	1/2"	4 - 1/2		21.0	25	38	8	20	0.08
	9/16"	4 - 9/16		22.5	25	38	10	20	0.08
	5/8"	4 - 5/8		24.5	25	38	10	20	0.125
	11/16"	4 - 11/16		26.0	30	38	10	20	0.13
	3/4"	4 - 19=3/4		29.0	30	38	11	20	0.13
	13/16"	4 - 13/16		31.0	30	38	12	20	0.13
	7/8"	4 - 7/8		32.5	30	38	12	20	0.135
	15/16"	4 - 15/16		35.0	30	40	14	21	0.16
	1"	4 - 1		37.0	30	40	14	21	0.17
	1 1/16"	4 - 27=1 1/16		38.5	30	45	16	25	0.205
	1 1/8"	4 - 1 1/8		41.0	30	45	17	25	0.215
	1 3/16"	4 - 30=1 3/16		42.5	30	50	17	30	0.27
	1 1/4"	4 - 1 1/4		45.0	40	50	19	30	0.35

Andra nyckelvidder och
längder på förfrågan.

Other A/F sizes and
lengths on request.

Weitere Schlüsselweiten
und Längen auf Anfrage.

Låsinnar och O-ringar:
sidorna 53-54.



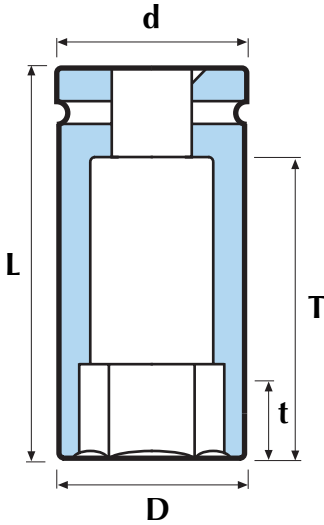
Locking pins and retaining
rings: pages 53-54.



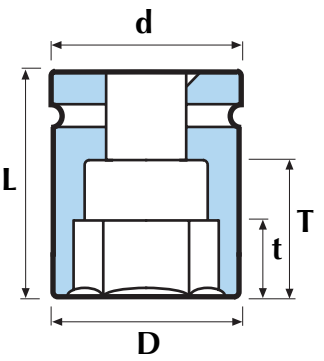
Sicherungsstifte und Gum-
miringe: Seiten 53-54.

Krafthylsor

Impact sockets

Kraftsteckschlüssel-Einsätze

1/2" □		Artikelnr	Part No.	D	d	L	t	T	
				mm	mm	mm	mm	mm	kg
	3/8"	4 - 3/8 L		17.0	25	82	7	64	0.135
	7/16"	4 - 7/16 L		18.5	25	82	7	64	0.145
	1/2"	4 - 1/2 L		21.0	25	82	8	64	0.17
	9/16"	4 - 9/16 L		22.5	25	82	10	64	0.185
	5/8"	4 - 5/8 L		24.5	30	82	10	64	0.22
	11/16"	4 - 11/16 L		26.0	30	82	10	64	0.245
	3/4"	4 - 19=3/4 L		29.0	30	82	11	64	0.28
	13/16"	4 - 13/16 L		31.0	30	82	12	64	0.31
	7/8"	4 - 7/8 L		32.5	30	82	12	63	0.295
	15/16"	4 - 15/16 L		35.0	30	82	14	63	0.35
	1"	4 - 1 L		37.0	30	82	14	63	0.37
	1 1/16"	4 - 27=1 1/16 L		38.5	30	82	16	62	0.385
	1 1/8"	4 - 1 1/8 L		41.0	30	82	17	62	0.45
	1 3/16"	4 - 30=1 3/16 L		42.5	30	82	17	62	0.48

5/8" □		Artikelnr	Part No.	D	d	L	t	T	
mm				mm	mm	mm	mm	mm	kg
	16	8 - 16		26	35	38	10	20	0.17
	17	8 - 17		28	35	38	10	20	0.17
	18	8 - 18		29	35	38	11	20	0.17
	19	8 - 19=3/4		30	35	38	11	20	0.17
	21	8 - 21		33	35	38	12	20	0.165
	22	8 - 22		34	35	38	12	20	0.175
	24	8 - 24		37	35	40	14	21	0.19
	27	8 - 27=1 1/16		41	35	45	16	25	0.22
	28	8 - 28		42	35	45	16	25	0.25
	30	8 - 30=1 3/16		45	35	50	17	30	0.3
	32	8 - 32		48	35	50	19	30	0.32
	35	8 - 35=1 3/8		51	35	50	20	30	0.43
	36	8 - 36		52	35	50	20	30	0.45

Andra nyckelvidder och
längder på förfrågan.

Låspinnar och O-ringar:
sidorna 53-54.

Other A/F sizes and
lengths on request.

Locking pins and retaining
rings: pages 53-54.

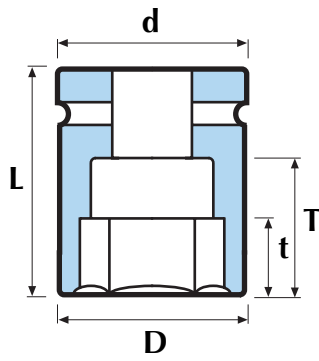
Weitere Schlüsselweiten
und Längen auf Anfrage.

Sicherungsstifte und Gum-
miringe: Seiten 53-54.

Krafthylsor

Impact sockets

Kraftsteckschlüssel-Einsätze

3/4" □	mm	Artikelnr	Part No.	D	d	L	t	T	kg
	mm			mm	mm	mm	mm	mm	
	16	2 - 16		27	44	50	10	24	0.34
	17	2 - 17		30	44	50	10	24	0.34
	18	2 - 18		31	44	50	11	24	0.35
	19	2 - 19=3/4		32	44	50	11	24	0.38
	20	2 - 20		33	44	50	12	24	0.38
	21	2 - 21		35	44	50	12	24	0.39
	22	2 - 22		35	44	50	12	24	0.38
	23	2 - 23		38	44	50	13	24	0.39
	24	2 - 24		39	44	50	14	24	0.39
	26	2 - 26		41	44	54	15	29	0.41
	27	2 - 27=1 1/16		42	44	54	16	29	0.41
	28	2 - 28		44	44	54	16	29	0.42
	29	2 - 29		44	44	54	17	29	0.42
	30	2 - 30=1 3/16		46	44	54	17	29	0.43
	32	2 - 32		49	44	56	19	30	0.48
	33	2 - 33		51	44	56	19	30	0.52
	34	2 - 34		52	44	56	20	30	0.52
	35	2 - 35=1 3/8		53	44	56	20	30	0.52
	36	2 - 36		54	44	56	20	30	0.55
	37	2 - 37		56	44	58	21	32	0.6
	38	2 - 38=1 1/2		57	44	58	21	32	0.62
	41	2 - 41		61	44	63	23	34	0.68
	42	2 - 42		62	44	63	23	34	0.75
	43	2 - 43=1 11/16		64	44	63	24	34	0.78
	46	2 - 46=1 13/16		67	44	63	25	34	0.85
	47	2 - 47		69	44	70	26	38	0.94
	50	2 - 50		70	44	70	28	38	1
	55	2 - 55		76	44	70	30	38	1.1
60	2 - 60		83	44	80	35	50	1.36	
65	2 - 60=2 9/16		88	44	80	35	50	1.44	

Andra nyckelvidder och längder på förfrågan.

Other A/F sizes and lengths on request.

Weitere Schlüsselweiten und Längen auf Anfrage.

Låspinnar och O-ringar: sidorna 53-54.

Locking pins and retaining rings: pages 53-54.

Sicherungsstifte und Gummiringe: Seiten 53-54.

Krafthylsor

Impact sockets

Kraftsteckschlüssel-Einsätze

3/4" □	mm	Artikelnr	Part No.	D mm	d mm	L mm	t mm	T mm	kg
	17	2 - 17 L		31	44	100	10	74	0.6
	18	2 - 18 L		32	44	100	11	74	0.6
	19	2 - 19=3/4 L		33	44	100	11	74	0.61
	20	2 - 20 L		34	44	100	12	74	0.65
	21	2 - 21 L		36	44	100	12	74	0.7
	22	2 - 22 L		36	44	100	12	74	0.7
	23	2 - 23 L		39	44	100	13	74	0.72
	24	2 - 24 L		40	44	100	14	74	0.72
	26	2 - 26 L		42	44	100	15	74	0.73
	27	2 - 27=1 1/16 L		43	44	100	16	74	0.75
	28	2 - 28 L		44	44	100	16	74	0.77
	30	2 - 30=1 3/16 L		46	44	100	17	74	0.83
	32	2 - 32 L		49	44	100	19	74	0.89
	33	2 - 33 L		51	44	100	19	74	0.99
	34	2 - 34 L		52	44	100	20	74	1
	35	2 - 35=1 3/8 L		53	44	100	20	74	1
	36	2 - 36 L		54	44	100	20	74	1.04
	37	2 - 37 L		56	44	100	21	74	1.12
	38	2 - 38=1 1/2 L		57	44	100	21	72	1.18
	41	2 - 41 L		61	44	100	23	72	1.27
	42	2 - 42 L		62	44	100	23	72	1.23
	43	2 - 43=1 11/16 L		64	44	100	24	72	1.3
	46	2 - 46=1 13/16 L		67	44	100	25	72	1.5
	50	2 - 50 L		70	44	100	28	72	1.34
	55	2 - 55 L		76	44	100	30	72	1.53

3/4" □	mm	Artikelnr	Part No.	D mm	d mm	L mm	t mm	T mm	kg
	11/16"	2 - 11/16		30	44	50	10	24	0.34
	3/4"	2 - 19=3/4		32	44	50	11	24	0.38
	13/16"	2 - 13/16		35	44	50	12	24	0.4
	7/8"	2 - 7/8		35	44	50	12	24	0.4
	15/16"	2 - 15/16		39	44	50	14	24	0.4
	1"	2 - 1		39	44	50	14	24	0.4
	1 1/16"	2 - 27=1 1/16		42	44	54	16	29	0.41
	1 1/8"	2 - 1 1/8		44	44	54	17	29	0.42

Andra nyckelvidder och
längder på förfrågan.

Låspinnar och O-ringar:
sidorna 53-54.

Other A/F sizes and
lengths on request.

Locking pins and retaining
rings: pages 53-54.


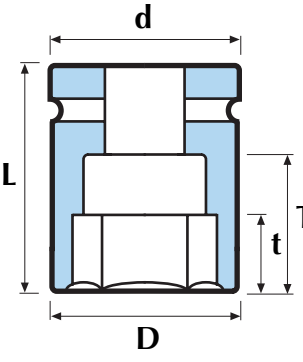
Weitere Schlüsselweiten
und Längen auf Anfrage.


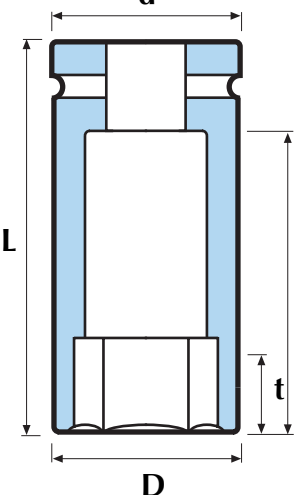
Sicherungsstifte und Gum-
miringe: Seiten 53-54.

Krafthylsor

Impact sockets

Kraftsteckschlüssel-Einsätze

3/4" □		Artikelnr Part No.	D mm	d mm	L mm	t mm	T mm	kg
	1 3/16"	2 - 30=1 3/16	46	44	54	17	29	0.43
	1 1/4"	2 - 1 1/4	49	44	56	19	30	0.48
	1 5/16"	2 - 1 5/16	51	44	56	19	30	0.52
	1 3/8"	2 - 35=1 3/8	53	44	56	20	30	0.52
	1 7/16"	2 - 1 7/16	56	44	58	21	32	0.58
	1 1/2"	2 - 38=1 1/2	57	44	58	21	32	0.62
	1 9/16"	2 - 1 9/16	59	44	58	22	32	0.65
	1 5/8"	2 - 1 5/8	61	44	63	23	34	0.68
	1 11/16"	2 - 43=1 11/16	64	44	63	24	34	0.78
	1 3/4"	2 - 1 3/4	66	44	63	25	34	0.8
	1 13/16"	2 - 46=1 13/16	67	44	63	25	34	0.85
	1 7/8"	2 - 1 7/8	69	44	70	26	38	0.95

3/4" □		Artikelnr Part No.	D mm	d mm	L mm	t mm	T mm	kg
	11/16"	2 - 11/16 L	31	44	100	10	74	0.6
	3/4"	2 - 19=3/4 L	33	44	100	11	74	0.61
	13/16"	2 - 13/16 L	36	44	100	12	74	0.68
	7/8"	2 - 7/8 L	36	44	100	12	74	0.7
	15/16"	2 - 15/16 L	40	44	100	14	74	0.72
	1"	2 - 1 L	40	44	100	14	74	0.68
	1 1/16"	2 - 27=1 1/16 L	43	44	100	16	74	0.75
	1 1/8"	2 - 1 1/8 L	44	44	100	16	74	0.77
	1 3/16"	2 - 30=1 3/16 L	46	44	100	17	74	0.82
	1 1/4"	2 - 1 1/4 L	49	44	100	19	74	0.85
	1 5/16"	2 - 1 5/16 L	51	44	100	19	74	1
	1 3/8"	2 - 35=1 3/8 L	53	44	100	20	74	1
	1 7/16"	2 - 1 7/16 L	56	44	100	21	74	1.12
	1 1/2"	2 - 38=1 1/2 L	57	44	100	21	72	1.18
	1 9/16"	2 - 1 9/16 L	59	44	100	22	72	1.22
	1 5/8"	2 - 1 5/8 L	61	44	100	23	72	1.27
	1 11/16"	2 - 43=1 11/16 L	64	44	100	24	72	1.35
	1 13/16"	2 - 46=1 13/16 L	67	44	100	25	72	1.5
1 7/8"	2 - 1 7/8 L	69	44	100	26	72	1.5	

Andra nyckelvidder och längder på förfrågan.

Other A/F sizes and lengths on request.

Weitere Schlüsselweiten und Längen auf Anfrage.

Låspinnar och O-ringar: sidorna 53-54.

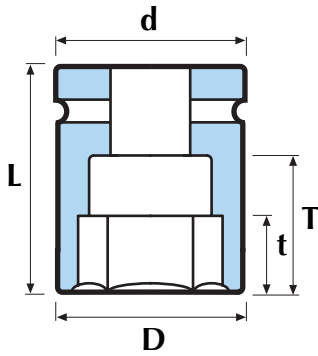
Locking pins and retaining rings: pages 53-54.

Sicherungsstifte und Gummiringe: Seiten 53-54.

Krafthylsor

Impact sockets

Kraftsteckschlüssel-Einsätze

1" □	mm	Artikelnr	Part No.	D	d	L	t	T	kg
	mm			mm	mm	mm	mm	mm	
	21	9 - 21		36	54	59	12	27	0.67
	22	9 - 22		37	54	59	12	27	0.66
	23	9 - 23		38	54	59	14	27	0.64
	24	9 - 24		38	54	59	14	27	0.62
	26	9 - 26		43	54	59	15	27	0.63
	27	9 - 27=1 1/16		44	54	59	16	27	0.65
	28	9 - 28		47	54	61	16	29	0.68
	29	9 - 29		47	54	61	17	29	0.68
	30	9 - 30=1 3/16		50	54	61	17	29	0.7
	32	9 - 32		52	54	61	19	29	0.68
	33	9 - 33		54	54	61	19	29	0.69
	34	9 - 34		54	54	61	20	29	0.67
	35	9 - 35= 1 3/8		57	54	65	20	33	0.79
	36	9 - 36		57	54	65	20	33	0.79
	37	9 - 37		58	54	65	21	33	0.8
	38	9 - 38=1 1/2		59	54	65	21	33	0.82
	41	9 - 41		63	54	70	23	38	0.95
	42	9 - 42		64	54	70	23	38	0.97
	43	9 - 43= 1 11/16		64	54	70	24	40	0.95
	46	9 - 46=1 13/16		69	54	75	25	42	1.12
47	9 - 47		71	54	75	26	43	1.18	
48	9 - 48		72	54	75	26	43	1.2	
50	9 - 50		75	54	80	28	48	1.36	
52	9 - 52		78	54	80	30	48	1.45	
55	9 - 55		81	62*	83	30	50	1.74	
56	9 - 56		82	62	83	30	52	1.78	
60	9 - 60		87	62*	83	33	52	1.9	
65	9 - 65=2 9/16		94	62*	86	35	54	2.26	
70	9 - 70=2 3/4		100	62*	86	38	54	2.44	
75	9 - 75		107	76	86	38	54	3.02	
80	9 - 80		113	76	90	38	58	3.42	
85	9 - 85		117	76	90	38	58	3.46	
90	9 - 90		124	76	100	45	67	4.3	
95	9 - 95=3 3/4		129	76	100	45	66	4.4	
100	9 - 100		136	76	100	45	65	4.5	

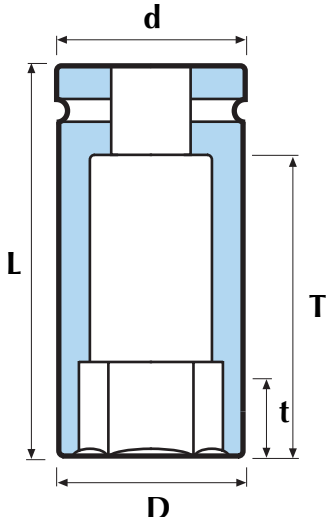
* DIN 3129: d = 54 mm

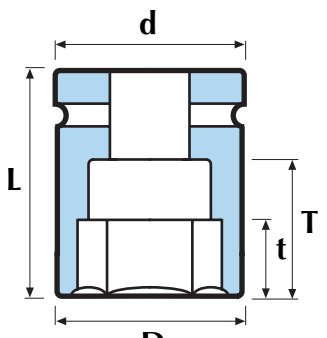
Andra nyckelvidder och
längder på förfrågan.Låspinnar och O-ringar:
sidorna 53-54.Other A/F sizes and
lengths on request.Locking pins and retaining
rings: pages 53-54.Weitere Schlüsselweiten
und Längen auf Anfrage.Sicherungsstifte und Gum-
miringe: Seiten 53-54.

Krafthylsor

Impact sockets

Kraftsteckschlüssel-Einsätze

1" □	mm	Artikelnr	Part No.	D mm	d mm	L mm	t mm	T mm	kg
	23	9 - 23 L		39	54	100	14	68	0.88
	24	9 - 24 L		39	54	100	14	68	0.89
	27	9 - 27=1 1/16 L		45	54	100	16	68	0.99
	28	9 - 28 L		48	54	100	17	68	1.07
	30	9 - 30=1 3/16 L		51	54	100	17	68	1.15
	32	9 - 32 L		53	54	100	19	68	1.17
	33	9 - 33 L		54	54	100	19	68	1.19
	34	9 - 34 L		54	54	100	19	68	1.13
	35	9 - 35=1 3/8 L		57	54	100	20	68	1.15
	36	9 - 36 L		57	54	100	20	68	1.18
	37	9 - 37 L		58	54	100	21	68	1.26
	38	9 - 38=1 1/2 L		59	54	100	21	67	1.32
	41	9 - 41 L		63	54	100	23	67	1.41
	42	9 - 42 L		64	54	100	23	67	1.44
	43	9 - 43=1 11/16 L		64	54	100	24	67	1.56
	46	9 - 46=1 13/16 L		69	54	115	25	82	1.85
	47	9 - 47 L		71	54	115	26	83	1.93
	50	9 - 50 L		75	54	125	28	93	2.22
	52	9 - 52 L		78	54	125	30	93	2.38
	55	9 - 55 L		81	62	125	30	93	2.67
56	9 - 56 L		82	62	125	30	93	2.8	
60	9 - 60 L		87	62	125	33	93	2.9	
65	9 - 65=2 9/16 L		94	62	135	35	107	3.63	
70	9 - 70=2 3/4 L		100	62	135	38	107	4	
75	9 - 75 L		107	76	135	38	107	4.8	
80	9 - 80 L		113	76	140	38	108	5.15	

1" □	Artikelnr	Part No.	D mm	d mm	L mm	t mm	T mm	kg
	7/8"	9 - 7/8	37	54	59	12	27	0.66
	15//16"	9 - 15/16	38	54	59	14	27	0.62
	1"	9 - 1	41	54	59	14	27	0.64
	1 1/16"	9 - 27=1 1/16	44	54	59	16	27	0.65
	1 1/8"	9 - 1 1/8	47	54	61	16	29	0.68
	1 3/16"	9 - 30=1 3/16	50	54	61	17	29	0.7
	1 1/4"	9 - 1 1/4	52	54	61	19	29	0.68

Andra nyckelvidder och längder på förfrågan.

Other A/F sizes and lengths on request.

Weitere Schlüsselweiten und Längen auf Anfrage.

Låsinnar och O-ringar: sidorna 53-54.



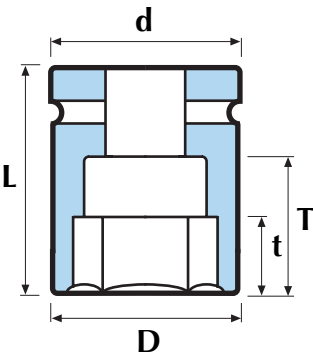
Locking pins and retaining rings: pages 53-54.

Sicherungsstifte und Gummiringe: Seiten 53-54.

Krafthylsor

Impact sockets

Kraftsteckschlüssel-Einsätze

1" □		Artikelnr Part No.	D mm	d mm	L mm	t mm	T mm	 kg
		9 - 1 5/16	54	54	61	19	29	0.69
		9 - 35=1 3/8	57	54	65	20	33	0.79
		9 - 1 7/16	58	54	65	21	33	0.77
		9 - 38=1 1/2	59	54	65	21	33	0.82
		9 - 1 9/16	61	54	65	22	33	0.86
		9 - 1 5/8	63	54	70	23	38	0.95
		9 - 43=1 11/16	64	54	70	24	40	0.95
		9 - 1 3/4	67	54	70	24	40	1.02
		9 - 46=1 13/16	69	54	75	25	42	1.12
		9 - 1 7/8	72	54	75	26	43	1.21
		9 - 1 15/16	73	54	75	28	43	1.3
		9 - 2	76	54	80	30	48	1.4
		9 - 2 1/16	78	54	80	30	48	1.45
		9 - 2 1/8	80	62	83	30	50	1.7
		9 - 2 3/16	82	62	83	30	52	1.8
		9 - 2 1/4	85	62	83	30	52	1.88
		9 - 2 5/16	86	62	83	30	52	1.9
		9 - 2 3/8	87	62	83	33	52	1.9
		9 - 2 7/16	91	62	86	35	53	2
		9 - 2 1/2	92	62	86	35	53	2
		9 - 65=2 9/16	94	62	86	35	54	2.26
		9 - 2 5/8	96	62	86	38	54	2.28
		9 - 2 11/16	99	62	86	38	54	2.35
		9 - 70=2 3/4	100	62	86	38	54	2.44
		9 - 2 13/16	102	76	86	38	54	2.68
		9 - 2 7/8	104	76	86	38	54	2.9
		9 - 2 15/16	107	76	86	38	54	3
		9 - 3	108	76	86	38	54	3.04
		9 - 3 1/16	109	76	86	38	54	3.1
		9 - 3 1/8	113	76	90	38	58	3.4
		9 - 3 1/4	115	76	90	38	58	3.24
		9 - 3 3/8	117	76	90	38	58	3.4
		9 - 3 1/2	122	76	90	38	57	3.6
	9 - 3 5/8	126	76	100	45	66	4.05	
	9 - 95=3 3/4	129	76	100	45	66	4.4	
	9 - 3 7/8	134	76	100	45	65	4.4	

Andra nyckelvidder och
längder på förfrågan.

Låspinnar och O-ringar:
sidorna 53-54.

Other A/F sizes and
lengths on request.

Locking pins and retaining
rings: pages 53-54.



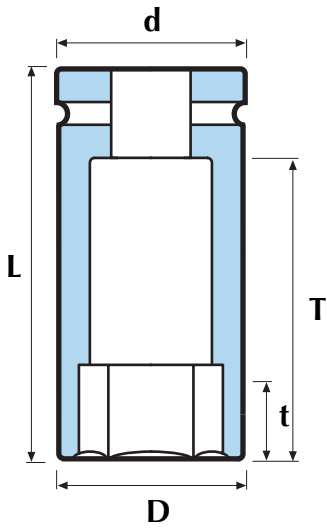
Weitere Schlüsselweiten
und Längen auf Anfrage.

Sicherungsstifte und Gum-
miringe: Seiten 53-54.

Krafthylsor

Impact sockets

Kraftsteckschlüssel-Einsätze

1" □		Artikelnr Part No.	D mm	d mm	L mm	t mm	T mm	 kg
	15/16"	9 - 15/16 L	39	54	100	14	68	0.89
	1"	9 - 1 L	42	54	100	14	68	0.93
	1 1/16"	9 - 27=1 1/16 L	45	54	100	16	68	0.99
	1 1/8"	9 - 1 1/8 L	48	54	100	17	68	1.07
	1 3/16"	9 - 30=1 3/16 L	51	54	100	17	68	1.15
	1 1/4"	9 - 1 1/4 L	53	54	100	19	68	1.17
	1 5/16"	9 - 1 5/16 L	54	54	100	19	68	1.19
	1 3/8"	9 - 35=1 3/8 L	57	54	100	20	68	1.25
	1 7/16"	9 - 1 7/16 L	58	54	100	21	68	1.31
	1 1/2"	9 - 38=1 1/2 L	59	54	100	21	68	1.32
	1 9/16"	9 - 1 9/16 L	61	54	100	22	67	1.38
	1 5/8"	9 - 1 5/8 L	63	54	100	23	67	1.41
	1 11/16"	9 - 43=1 11/16 L	64	54	100	24	67	1.56
	1 3/4"	9 - 1 3/4 L	67	54	115	24	82	1.85
	1 13/16"	9 - 46=1 13/16 L	69	54	115	25	82	1.85
	1 7/8"	9 - 1 7/8 L	72	54	115	26	82	2
	1 15/16"	9 - 1 15/16 L	73	54	115	28	82	2.1
	2"	9 - 2 L	76	54	125	30	93	2.3
	2 1/16"	9 - 2 1/16 L	78	54	125	30	93	2.4
	2 1/8"	9 - 2 1/8 L	80	62	125	30	93	2.6
	2 3/16"	9 - 2 3/16 L	82	62	125	30	93	2.8
	2 1/4"	9 - 2 1/4 L	85	62	125	30	93	2.8
	2 5/16"	9 - 2 5/16 L	86	62	125	30	93	2.9
	2 3/8"	9 - 2 3/8 L	87	62	125	33	93	2.9
	2 7/16"	9 - 2 7/16 L	91	62	135	35	107	3.3
	2 1/2"	9 - 2 1/2 L	92	62	135	35	107	3.6
	2 9/16"	9 - 65=2 9/16 L	94	62	135	35	107	3.7
	2 5/8"	9 - 2 5/8 L	96	62	135	38	107	3.7
2 11/16"	9 - 2 11/16 L	99	62	135	38	107	3.8	
2 3/4"	9 - 70=2 3/4 L	100	62	135	38	107	4	

Andra nyckelvidder och längder på förfrågan.

Other A/F sizes and lengths on request.

Weitere Schlüsselweiten und Längen auf Anfrage.

Låspinnar och O-ringar: sidorna 53-54.

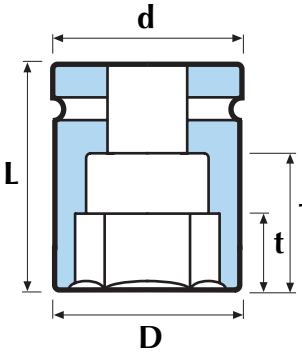
Locking pins and retaining rings: pages 53-54.

Sicherungsstifte und Gummiringe: Seiten 53-54.

Krafthylsor

Impact sockets

Kraftsteckschlüssel-Einsätze

1 1/2" □	⊕			D	d	L	t	T	⚖
	mm	Artikelnr	Part No.	mm	mm	mm	mm	mm	kg
	41	5 - 41		70	84	80	19	36	2.4
	42	5 - 42		71	84	80	19	36	2.4
	43	5 - 43= 1 11/16		73	84	80	19	36	2.4
	46	5 - 46=1 13/16		76	84	84	21	40	2.4
	47	5 - 47		78	84	84	21	40	2.4
	48	5 - 48		79	84	84	21	40	2.4
	50	5 - 50		81	84	87	25	43	2.4
	52	5 - 52		83	84	87	25	43	2.5
	55	5 - 55		86	86	90	30	47	2.7
	56	5 - 56		87	86	95	30	51	2.9
	60	5 - 60		94	86	95	35	51	3.1
	65	5 - 65=2 9/16		99	86	100	35	56	3.5
	70	5 - 70=2 3/4		105	86	105	40	61	4
	75	5 - 75		112	86	110	42	66	4.6
	80	5 - 80		119	86	110	42	66	5.3
	85	5 - 85		125	86	120	50	75	6.4
	90	5 - 90		131	86	120	50	75	6.7
	95	5 - 95=3 3/4		141	102	130	55	83	8.7
	100	5 - 100		146	102	130	55	83	9
	105	5 - 105=4 1/8		151	102	130	55	83	9.4
	110	5 - 110		157	102	140	70	92	10
	115	5 - 115		163	102	140	72	92	10.6
	120	5 - 120		169	102	140	77	90	11.2
	125	5 - 125		175	102	140	77	90	11.8
	130	5 - 130		180	102	150	80	100	12.9
	135	5 - 135		186	102	150	80	100	13.6
	140	5 - 140		192	102	150	80	100	15
	145	5 - 145		198	102	150	80	97	17.2
	150	5 - 150		203	102	150	85	97	18
	155	5 - 155		209	102	150	90	97	19

Andra nyckelvidder och
längder på förfrågan.

Låspinnar och O-ringar:
sidorna 53-54.

Other A/F sizes and
lengths on request.

Locking pins and retaining
rings: pages 53-54.

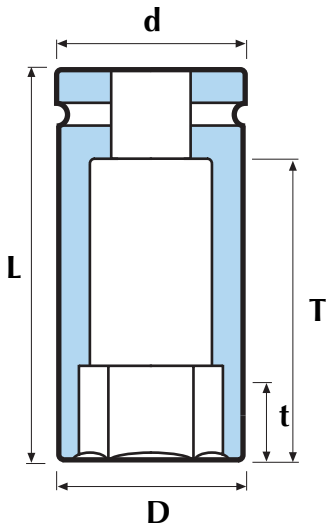
Weitere Schlüsselweiten
und Längen auf Anfrage.

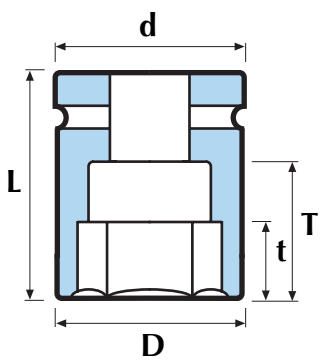
Sicherungsstifte und Gum-
miringe: Seiten 53-54.

Krafthylsor

Impact sockets

Kraftsteckschlüssel-Einsätze

1 1/2" □	mm	Artikelnr Part No.	D mm	d mm	L mm	t mm	T mm	kg
	41	5 - 41 L	70	84	150	27	106	3.7
	42	5 - 42 L	71	84	150	27	106	3.7
	43	5 - 43= 1 11/16 L	73	84	150	27	106	3.9
	46	5 - 46=1 13/16 L	76	84	150	29	106	3.9
	50	5 - 50 L	81	84	150	32	106	3.9
	52	5 - 52 L	83	84	150	33	106	3.9
	55	5 - 55 L	86	86	150	35	106	4.1
	60	5 - 60 L	94	86	150	39	106	4.7
	65	5 - 65=2 9/16 L	99	86	150	41	106	4.9
	70	5 - 70=2 3/4 L	105	86	170	45	126	6.4
	75	5 - 75 L	112	86	170	47	126	6.9
	80	5 - 80 L	119	86	170	51	126	7.6
	85	5 - 85 L	125	86	180	54	135	9.4
	90	5 - 90 L	131	86	180	58	135	10
	95	5 - 95=3 3/4 L	141	102	190	61	143	12.1
	100	5 - 100 L	146	102	190	64	143	12.6
	105	5 - 105=4 1/8 L	151	102	190	66	143	13.2
	110	5 - 110 L	157	102	200	70	152	14.5
115	5 - 115 L	163	102	200	72	152	15.1	
120	5 - 120 L	169	102	200	77	150	16	

1 1/2" □	mm	Artikelnr Part No.	D mm	d mm	L mm	t mm	T mm	kg
	1 5/8"	5 - 1 5/8	70	84	80	19	36	2.4
	1 11/16"	5 - 43=1 11/16	73	84	80	19	36	2.4
	1 3/4"	5 - 1 3/4	75	84	84	21	40	2.4
	1 13/16"	5 - 46=1 13/16	76	84	84	21	40	2.4
	1 7/8"	5 - 1 7/8	78	84	84	21	40	2.4
	1 15/16"	5 - 1 15/16	80	84	87	25	43	2.4
	2"	5 - 2	82	84	87	25	43	2.4
	2 1/16"	5 - 2 1/16	83	84	87	25	43	2.5
	2 1/8"	5 - 2 1/8	84	84	87	25	43	2.6
	2 3/16"	5 - 2 3/16	87	86	95	30	51	2.9
	2 1/4"	5 - 2 1/4	90	86	95	30	51	2.9
	2 5/16"	5 - 2 5/16	92	86	95	30	51	3
	2 3/8"	5 - 2 3/8	94	86	95	35	51	3.1
	2 7/16"	5 - 2 7/16	96	86	100	35	56	3.3

Andra nyckelvidder och längder på förfrågan.

Other A/F sizes and lengths on request.

Weitere Schlüsselweiten und Längen auf Anfrage.

Låspinnar och O-ringar: sidorna 53-54.



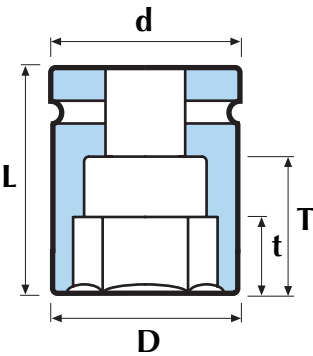
Locking pins and retaining rings: pages 53-54.

Sicherungsstifte und Gummiringe: Seiten 53-54.

Krafthylsor

Impact sockets

Kraftsteckschlüssel-Einsätze

1 1/2" □		Artikelnr Part No.	D mm	d mm	L mm	t mm	T mm	 kg
	2 1/2"	5 - 2 1/2	97	86	100	35	56	3.3
	2 9/16"	5 - 65=2 9/16	99	86	100	35	56	3.5
	2 5/8"	5 - 2 5/8	102	86	105	40	61	3.8
	2 11/16"	5 - 2 11/16	104	86	105	40	61	3.9
	2 3/4"	5 - 70=2 3/4	105	86	105	40	61	4
	2 13/16"	5 - 2 13/16	107	86	110	42	66	4.2
	2 7/8"	5 - 2 7/8	110	86	110	42	66	4.4
	2 15/16"	5 - 2 15/16	112	86	110	42	66	4.6
	3"	5 - 3	116	86	110	42	66	4.9
	3 1/16"	5 - 3 1/16	118	86	110	42	66	5.1
	3 1/8"	5 - 3 1/8	119	86	110	42	66	5.4
	3 3/16"	5 - 3 3/16	121	86	120	50	75	5.7
	3 1/4"	5 - 3 1/4	123	86	120	50	75	6
	3 3/8"	5 - 3 3/8	125	86	120	50	75	6.2
	3 1/2"	5 - 3 1/2	130	86	120	50	75	6.7
	3 5/8"	5 - 3 5/8	136	102	120	50	75	7
	3 3/4"	5 - 95=3 3/4	141	102	130	55	83	8.7
	3 7/8"	5 - 3 7/8	144	102	130	55	83	8.9
	4"	5 - 4	148	102	130	55	83	9.1
	4 1/8"	5 - 105=4 1/8	151	102	130	55	83	9.4
	4 3/16"	5 - 4 3/16	153	102	130	55	83	9.6
	4 1/4"	5 - 4 1/4	155	102	140	70	92	9.9
	4 3/8"	5 - 4 3/8	158	102	140	70	92	10.3
	4 1/2"	5 - 4 1/2	163	102	140	72	92	10.8
	4 5/8"	5 - 4 5/8	166	102	140	77	90	10.9
	4 3/4"	5 - 4 3/4	169	102	140	77	90	11.1
	4 7/8"	5 - 4 7/8	173	102	140	77	90	11.5
	5"	5 - 5	178	102	150	77	100	12.3
	5 1/8"	5 - 5 1/8	180	102	150	80	100	12.9
	5 3/16"	5 - 5 3/16	182	102	150	80	100	13.1
	5 1/4"	5 - 5 1/4	185	102	150	80	100	13.4
	5 3/8"	5 - 5 3/8	188	102	150	80	100	14
5 1/2"	5 - 5 1/2	192	102	150	80	100	15	
5 9/16"	5 - 5 9/16	193	102	150	80	97	15.9	
5 3/4"	5 - 5 3/4	199	102	150	85	97	17.4	
5 7/8"	5 - 5 7/8	203	102	150	85	97	18.2	
6"	5 - 6	206	102	150	90	97	18.6	
6 1/8"	5 - 6 1/8	209	102	150	90	97	19	

Andra nyckelvidder och
längder på förfrågan.

Other A/F sizes and
lengths on request.

Weitere Schlüsselweiten
und Längen auf Anfrage.

Låspinnar och O-ringar:
sidorna 53-54.



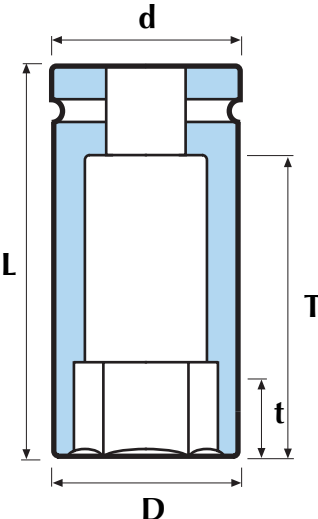
Locking pins and retaining
rings: pages 53-54.

Sicherungsstifte und Gum-
miringe: Seiten 53-54.

Krafthylsor

Impact sockets

Kraftsteckschlüssel-Einsätze

1 1/2" □		Artikelnr Part No.	D mm	d mm	L mm	t mm	T mm	 kg
	1 5/8"	5 - 1 5/8 L	70	84	150	27	106	3.7
	1 11/16"	5 - 43=1 11/16 L	73	84	150	27	102	3.7
	1 3/4"	5 - 1 3/4 L	75	84	150	29	102	3.7
	1 13/16"	5 - 46=1 13/16 L	77	84	150	29	102	3.7
	1 7/8"	5 - 1 7/8 L	78	84	150	30	102	3.8
	1 15/16"	5 - 1 15/16 L	80	84	150	31	102	3.9
	2"	5 - 2 L	82	84	150	32	102	3.9
	2 1/16"	5 - 2 1/16 L	83	84	150	33	102	3.9
	2 1/8"	5 - 2 1/8 L	84	84	150	35	102	4.0
	2 3/16"	5 - 2 3/16 L	87	86	150	35	102	4.2
	2 1/4"	5 - 2 1/4 L	90	86	150	36	102	4.4
	2 5/16"	5 - 2 5/16 L	92	86	150	37	102	4.6
	2 3/8"	5 - 2 3/8 L	94	86	150	39	102	4.8
	2 7/16"	5 - 2 7/16 L	96	86	150	40	102	4.8
	2 1/2"	5 - 2 1/2 L	97	86	150	41	102	4.9
	2 9/16"	5 - 65=2 9/16 L	99	86	150	41	102	4.9
	2 5/8"	5 - 2 5/8 L	102	86	170	43	126	6.1
	2 11/16"	5 - 2 11/16 L	104	86	170	43	126	6.3
	2 3/4"	5 - 70=2 3/4 L	105	86	170	45	126	6.4
	2 13/16"	5 - 2 13/16 L	107	86	170	46	126	6.6
	2 7/8"	5 - 2 7/8 L	110	86	170	46	126	6.8
	2 15/16"	5 - 2 15/16 L	112	86	170	47	126	6.9
	3"	5 - 3 L	116	86	170	48	126	7.6
	3 1/16"	5 - 3 1/16 L	118	86	170	49	126	7.6
	3 1/8"	5 - 3 1/8 L	119	86	170	51	126	7.6
	3 3/16"	5 - 3 3/16 L	121	86	180	51	135	9
	3 1/4"	5 - 3 1/4 L	123	86	180	52	135	9.2
	3 3/8"	5 - 3 3/8 L	125	86	180	54	135	9.4
3 1/2"	5 - 3 1/2 L	130	102	180	58	135	9.9	
3 5/8"	5 - 3 5/8 L	136	102	180	58	135	10.3	
3 3/4"	5 - 95=3 3/4 L	141	102	190	61	143	12.1	
3 7/8"	5 - 3 7/8 L	144	102	190	64	143	12.4	
4"	5 - 4 L	148	102	190	64	143	12.8	
4 1/8"	5 - 105=4 1/8 L	151	102	190	66	143	13.2	
4 3/16"	5 - 4 3/16 L	153	102	190	67	143	13.6	
4 1/4"	5 - 4 1/4 L	155	102	200	70	150	14.7	
4 1/2"	5 - 4 1/2 L	163	102	200	72	150	15.1	
4 5/8"	5 - 4 5/8 L	166	102	200	77	150	15.8	

Andra nyckelvidder och längder på förfrågan.

Other A/F sizes and lengths on request.

Weitere Schlüsselweiten und Längen auf Anfrage.

Låsinnar och O-ringar: sidorna 53-54.

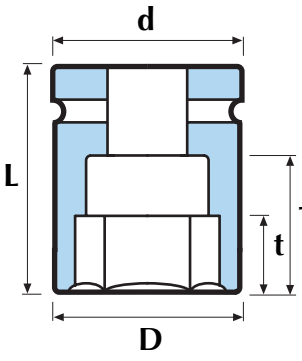
Locking pins and retaining rings: pages 53-54.

Sicherungsstifte und Gummiringe: Seiten 53-54.

Krafthylsor

Impact sockets

Kraftsteckschlüssel-Einsätze

2 1/2" □	mm	Artikelnr Part No.	D mm	d mm	L mm	t mm	T mm	kg
		60	6 - 60	100	137	130	35	68
65		6 - 65=2 9/16	104	137	130	35	68	9.3
70		6 - 70=2 3/4	110	137	130	40	68	9.3
75		6 - 75	118	137*	130	45	68	9.3
80		6 - 80	126	137*	130	45	68	9.3
85		6 - 85	133	137*	130	50	68	9.3
90		6 - 90	143	137*	140	50	78	10.5
95		6 - 95=3 3/4	148	137*	140	55	78	10.8
100		6 - 100	153	137*	140	55	78	11.1
105		6 - 105=4 1/8	158	137*	150	60	88	12.1
110		6 - 110	166	137*	150	65	88	13
115		6 - 115	174	137*	150	65	88	13.9
120		6 - 120	181	160	150	70	88	16.9
125		6 - 125	187	160	150	75	88	17.5
130		6 - 130	195	160	170	75	106	21.5
135		6 - 135	202	160	170	80	106	22.5
140		6 - 140	208	160	170	80	106	23
145		6 - 145	214	160	170	80	106	24
150		6 - 150	219	160	170	85	106	24.5
155		6 - 155	224	160	180	90	115	29
160		6 - 160	229	160	180	90	115	31
165		6 - 165=6 1/2	235	160	180	95	115	32
170		6 - 170	240	160	180	95	115	32.5
175		6 - 175	247	160	180	95	115	34.5
180		6 - 180	253	160	225	110	143	46
185		6 - 185	258	160	225	110	143	47
190	6 - 190	264	160	225	120	143	48	
200	6 - 200	276	160	225	120	143	51	
210	6 - 210	287	160	225	120	143	57	
215	6 - 215	293	160	225	120	143	63	
235	6 - 235	316	160	225	120	143	68	
255	6 - 255	338	160	225	120	143	70	



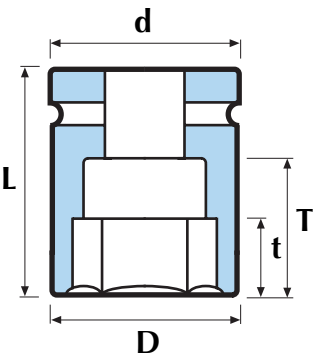
* DIN 3129: d = 127 mm

Andra nyckelvidder och
längder på förfrågan.Other A/F sizes and
lengths on request.Weitere Schlüsselweiten
und Längen auf Anfrage.Låspinnar och O-ringar:
sidorna 53-54.Locking pins and retaining
rings: pages 53-54.Sicherungsstifte und Gum-
miringe: Seiten 53-54.

Krafthylsor

Impact sockets

Kraftsteckschlüssel-Einsätze

2 1/2" □		Artikelnr Part No.	D mm	d mm	L mm	t mm	T mm	 kg
	2 3/8"	6 - 2 3/8	100	137	130	35	68	9.3
	2 7/16"	6 - 2 7/16	102	137	130	35	68	9.3
	2 1/2"	6 - 2 1/2	102	137	130	35	68	9.3
	2 9/16"	6 - 65=2 9/16	104	137	130	35	68	9.3
	2 5/8"	6 - 2 5/8	106	137	130	40	68	9.3
	2 11/16"	6 - 2 11/16	108	137	130	40	68	9.3
	2 3/4"	6 - 70=2 3/4	110	137	130	40	68	9.3
	2 13/16"	6 - 2 13/16	112	137	130	45	68	9.3
	2 7/8"	6 - 2 7/8	116	137	130	45	68	9.3
	2 15/16"	6 - 2 15/16	118	137	130	45	68	9.3
	3"	6 - 3	120	137	130	45	68	9.3
	3 1/16"	6 - 3 1/16	122	137	130	45	68	9.3
	3 1/8"	6 - 3 1/8	126	137	130	45	68	9.3
	3 1/4"	6 - 3 1/4	128	137	130	50	68	9.3
	3 3/8"	6 - 3 3/8	133	137	130	50	68	9.3
	3 1/2"	6 - 3 1/2	142	137	140	50	78	10.4
	3 5/8"	6 - 3 5/8	145	137	140	55	78	10.6
	3 3/4"	6 - 95=3 3/4	148	137	140	55	78	10.8
	3 7/8"	6 - 3 7/8	151	137	140	55	78	11
	4"	6 - 4	155	137	140	60	78	11.3
	4 1/8"	6 - 105=4 1/8	158	137	150	60	88	12.1
	4 3/16"	6 - 4 3/16	160	137	150	65	88	12.4
	4 1/4"	6 - 4 1/4	163	137	150	65	88	12.8
	4 3/8"	6 - 4 3/8	167	137	150	65	88	13.3
	4 1/2"	6 - 4 1/2	172	137	150	65	88	13.6
	4 5/8"	6 - 4 5/8	178	160	150	70	88	15.2
	4 3/4"	6 - 4 3/4	181	160	150	70	88	16.9
	4 7/8"	6 - 4 7/8	186	160	150	75	88	17.3
5"	6 - 5	190	160	170	75	106	21.5	
5 1/8"	6 - 5 1/8	195	160	170	75	106	22	
5 3/16"	6 - 5 3/16	198	160	170	80	106	22	
5 1/4"	6 - 5 1/4	200	160	170	80	106	22.5	
5 3/8"	6 - 5 3/8	204	160	170	80	106	23	
5 1/2"	6 - 5 1/2	208	160	170	80	106	23	
5 9/16"	6 - 5 9/16	210	160	170	80	106	24	
5 3/4"	6 - 5 3/4	216	160	170	85	106	25	
5 7/8"	6 - 5 7/8	219	160	170	85	106	26	

Andra nyckelvidder och längder på förfrågan.

Other A/F sizes and lengths on request.

Weitere Schlüsselweiten und Längen auf Anfrage.

Låspinnar och O-ringar: sidorna 53-54.



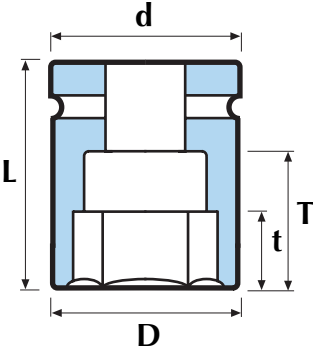
Locking pins and retaining rings: pages 53-54.

Sicherungsstifte und Gummiringe: Seiten 53-54.

Krafthylsor

Impact sockets

Kraftsteckschlüssel-Einsätze

2 1/2" □		Artikelnr Part No.	D mm	d mm	L mm	t mm	T mm	 kg
	6"	6 - 6	221	160	180	85	115	30
	6 1/8"	6 - 6 1/8	224	160	180	90	115	30
	6 1/4"	6 - 6 1/4	228	160	180	90	115	30.5
	6 3/8"	6 - 6 3/8	232	160	180	90	115	31
	6 1/2"	6 - 165=6 1/2	235	160	180	95	115	32
	6 3/4"	6 - 6 3/4	243	160	180	95	115	33
	6 7/8"	6 - 6 7/8	247	160	180	95	115	33.5
	7"	6 - 7	250	160	180	95	115	35.5
	7 1/8"	6 - 7 1/8	253	160	225	110	143	46
	7 1/4"	6 - 7 1/4	258	160	225	110	143	47
	7 5/16"	6 - 7 5/16	260	160	225	120	143	47.5
	7 1/2"	6 - 7 1/2	264	160	225	120	143	48
	7 5/8"	6 - 7 5/8	269	160	225	120	143	49
	7 13/16"	6 - 7 13/16	273	160	225	120	143	49.5
	8 3/8"	6 - 8 3/8	291	160	225	120	143	58.5
	8 7/8"	6 - 8 7/8	304	160	225	120	143	62
	9 1/8"	6 - 9 1/8	312	160	225	120	143	65
	9 7/16"	6 - 9 7/16	322	160	225	120	143	68.5
	10"	6 - 10	338	160	225	120	143	70

Andra nyckelvidder och
längder på förfrågan.

Låspinnar och O-ringar:
sidorna 53-54.

Other A/F sizes and
lengths on request.

Locking pins and retaining
rings: pages 53-54.

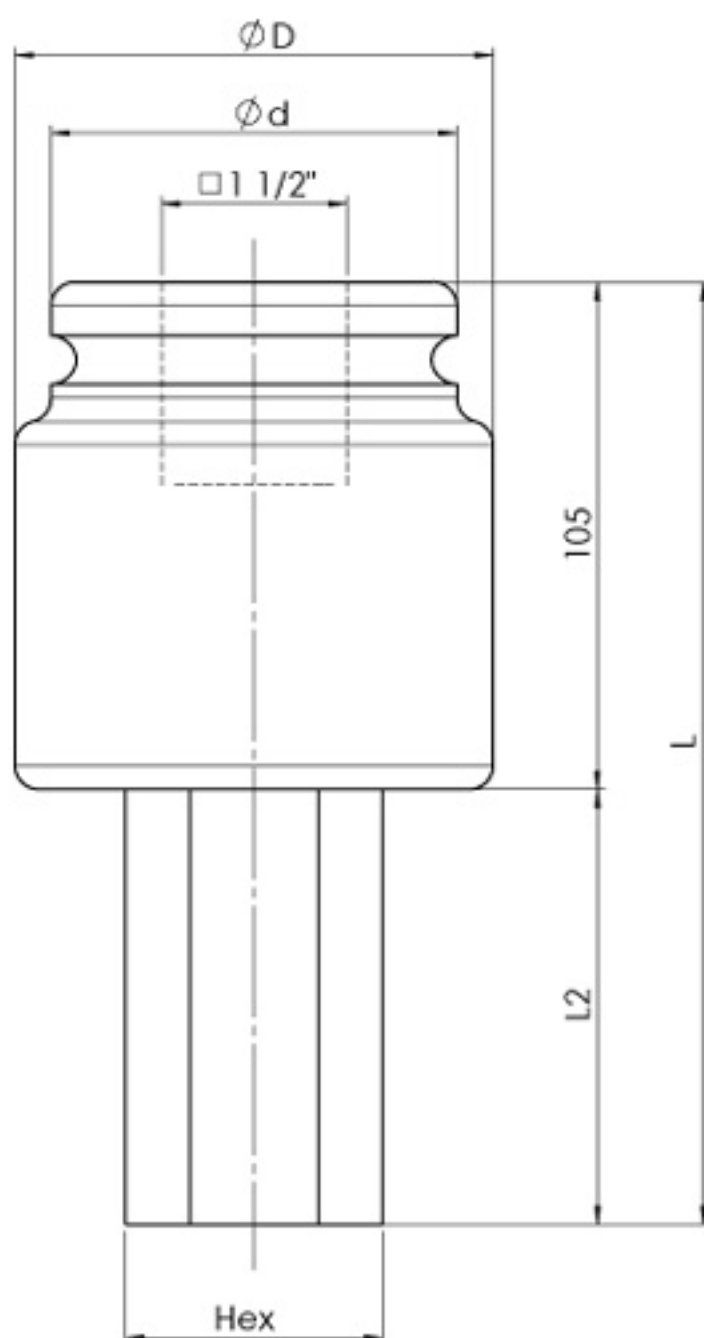
Weitere Schlüsselweiten
und Längen auf Anfrage.

Sicherungsstifte und Gum-
miringe: Seiten 53-54.

Krafthylsor

Impact sockets

Kraftsteckschlüssel-Einsätze

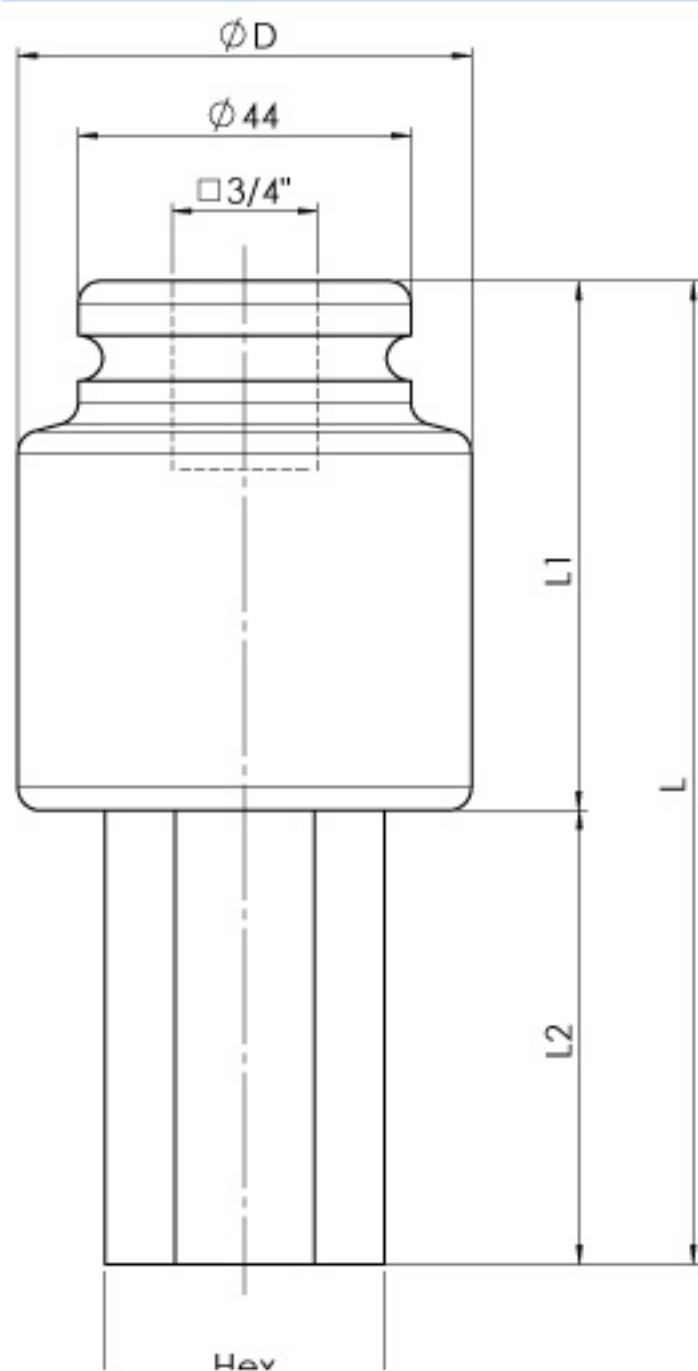


Hex	D	d	L2	L
19	84	84	38	143
3/4"	84	84	38	143
22	84	84	44	149
7/8"	84	84	44	149
23	84	84	46	151
24	84	84	48	153
1"	84	84	52	157
26	84	84	52	157
1 1/16"	84	84	54	159
27	84	84	54	159
1 1/8"	84	84	57	162
30	84	84	60	165
1 3/16"	84	84	60	165
1 1/4"	84	84	63	168
32	84	84	64	169
1 5/16"	84	84	66	171
1 3/8"	84	84	70	175
36	84	84	72	177
37	84	84	74	179
1 1/2"	84	84	76	181
1 9/16"	84	84	80	185
41	84	84	82	187
1 5/8"	84	84	82	187
42	84	84	84	189
1 11/16"	84	84	86	191
43	84	84	86	191
1 3/4"	84	84	88	193
45	84	84	90	195
46	84	84	92	197
1 13/16"	84	84	92	197
1 7/8"	84	84	96	201
1 15/16"	84	84	100	205
50	84	84	100	205
2 1/16"	98	86	105	210
55	100	86	110	215
60	106	86	120	225

Krafthylsor

Impact sockets

Kraftsteckschlüssel-Einsätze



Hex	D	L1	L2	L
1/2"	44	70	26	96
13	44	70	26	96
14	44	70	28	98
9/16"	44	70	28	98
15	44	70	30	100
5/8"	44	70	32	102
16	44	70	32	102
17	44	70	34	104
11/16"	44	70	35	105
18	44	70	36	106
19	44	70	38	108
3/4"	44	70	38	108
20	44	70	40	110
21	44	70	42	112
22	44	70	44	114
7/8"	44	70	44	114
15/16"	48	70	48	118
24	48	70	48	118
1"	49	70	50	120
27	53	70	54	124
1 1/8"	54	70	58	128
30	56	70	60	130
1 1/4"	57	70	64	134
32	58	70	64	134
1 3/8"	62	70	70	140
36	63	70	72	142
38	65	70	76	146
1 1/2"	65	70	76	146
41	68	70	82	152
46	73	70	92	162
50	77	80	100	180
2"	79	80	102	182
55	82	80	110	190

